


KGT

Utensile Multifunzione per Scanalatura e Troncatura ad Alta Precisione

Ottimo controllo truciolo

Ottime prestazioni su varie tipologie di lavorazione



KGT

Le lavorazioni di scanalatura sono utilizzate in diverse applicazioni e, di recente, è emersa la necessità di utensili che garantiscano prestazioni stabili anche nelle lavorazioni ad alta velocità e ad alta precisione, per aumentare la produttività.

Gli utensili per scanalatura sottili e lunghi sono soggetti a usura, a scheggiature e a rotture a causa delle vibrazioni generate durante le lavorazioni ad alta velocità e ad alta precisione.

Gli inserti KTG sono dotati di un design dal tagliente rinforzato e di un trattamento di alta qualità che protegge il tagliente e assicura prestazioni stabili in diverse condizioni di lavorazione.

I portautensili KTG garantiscono un'elevata stabilità di lavorazione e una lunga durata dell'utensile, riducendo le vibrazioni al minimo grazie a un robusto sistema di serraggio. La linea KGT offre un'ampia gamma di inserti e portautensili adatti a scanalatura, taglio, tornitura, profilatura e lavorazione in rilievo e fornisce ai clienti soluzioni di lavorazione ottimali.

» **Buon controllo del truciolo**

- Ampia gamma di rompitruccioli disponibile

» **Sistema di serraggio stabile**


- Vibrazioni minimizzate

» **Ottime prestazioni**

- Ottima finitura superficie e alta precisione

» **Ampia gamma**

- Soluzioni disponibili per ogni esigenza



 **Codifica**

Inserto

KG M N 300 - 04 - T

KORLOY Grooving

Tolleranza
M
G

Direzione
N: Neutra
R: Destra
L: Sinistra
I: Interna

Larghezza
300: 3.00 mm

Raggio
04: 0.4 mm

Rompitruciolo
L, TL, T, R, B, A
LP, RP

Inserto

KR M N 300 - C

KORLOY Grooving

Tolleranza
M
G

Direzione
N: Neutra

Larghezza
300: 3.00mm

Rompitruciolo
C, CM, A

Stelo (Esterno)

KG E H R 25 25 - 3 - T20

KORLOY Grooving

Uso
E: Esterno
F: Golefrontali

Versione
H: Orizzontale
V: Verticale
U: 45°

Direzione
R: Destra
L: Sinistra

Altezza
25: 25 mm

Attacco
25: 25 mm

Larghezza
3: 3.00 mm

Utile di lavoro
T20: 20 mm

Stelo (Interno)

KG I V R 25 20 - 3

KORLOY Grooving

Uso
I: Interno

Versione
V: Verticale
U: 45°

Direzione
R: Destra
L: Sinistra

Diametro minimo
25: 25 mm

Attacco
20: 20 mm

Larghezza
3: 3.00 mm

Stelo (Frontale)

KG F H R 3 25 - 44 / 70 - T15

KORLOY Grooving

Uso
F: Gole Frontali

Versione
H: Orizzontale
V: Verticale

Direzione
R: Destra
L: Sinistra

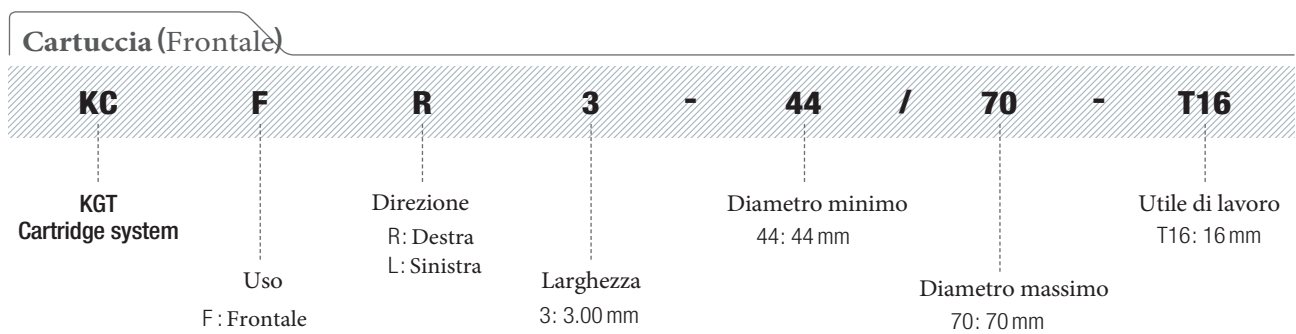
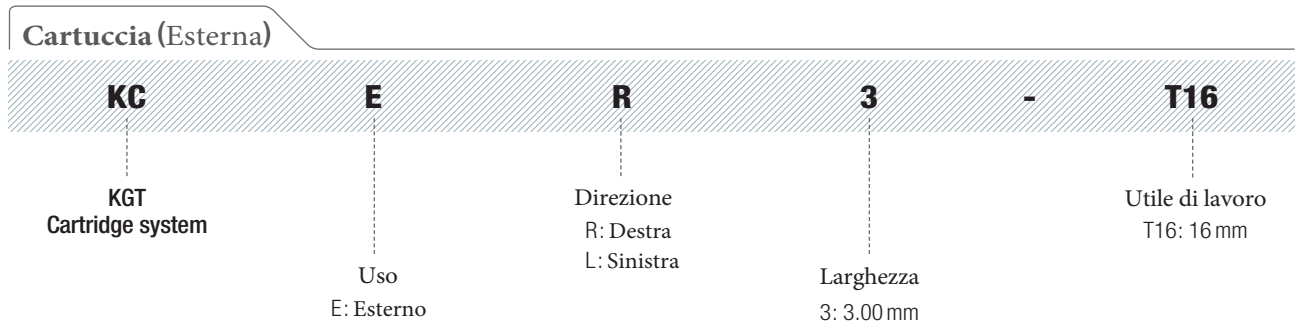
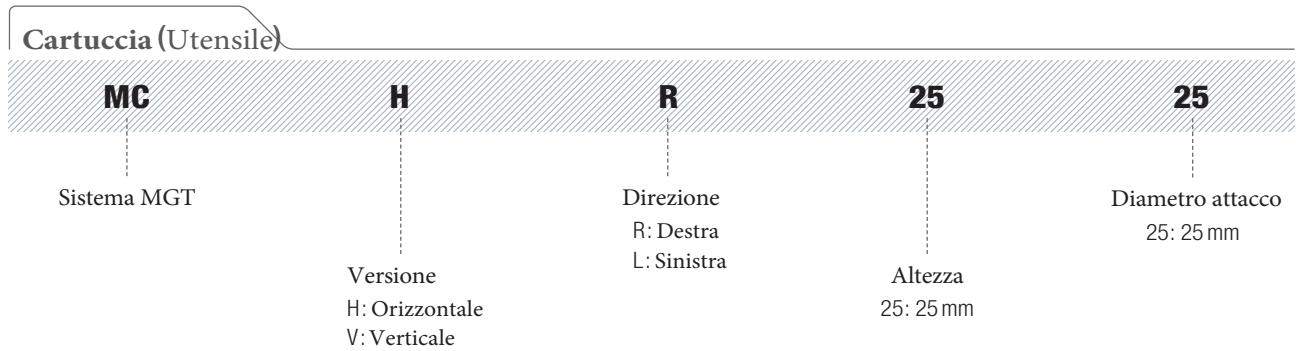
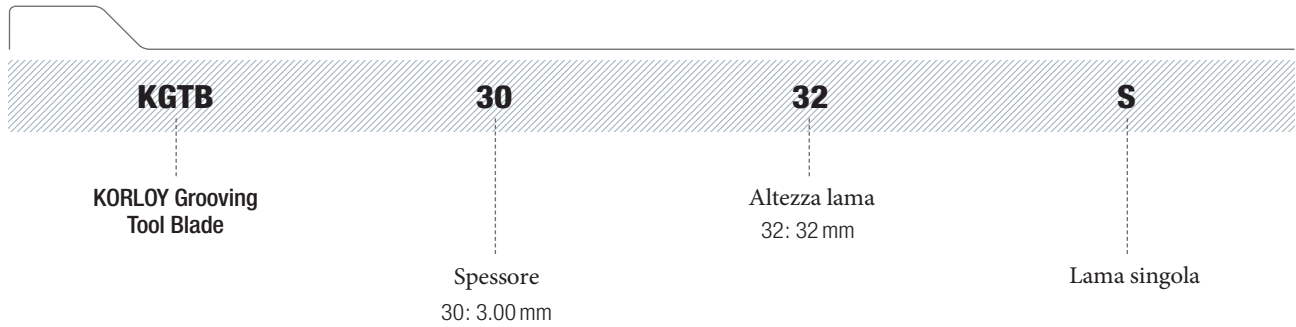
Larghezza
3: 3.00 mm

Altezza, profondità
25: 25 mm

Diametro minimo
44: 44 mm

Diametro massimo
70: 70 mm

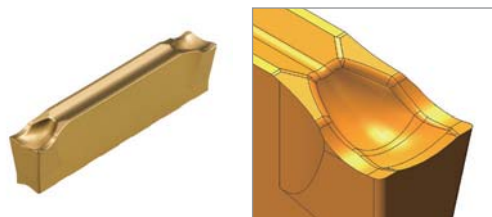
Utile di lavoro
T15: 15 mm



Gamma dei Rompitruccioli

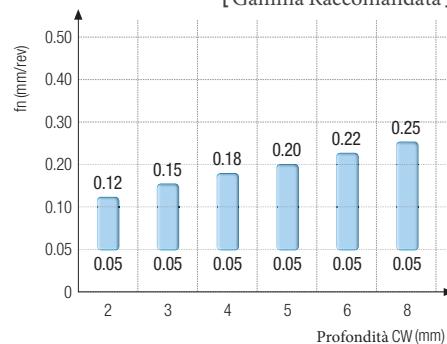
⊙: 1° scelta ○: 2° scelta

L : Lavorazioni Leggere



- Tagliante concavo
- Materiali a bassa durezza
- Per lavorare piccoli diametri

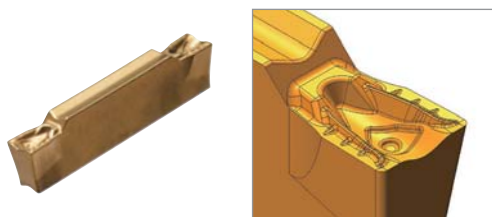
[Gamma Raccomandata]



Lavorazione raccomandata										
Esterna					Interna				Frontale	
Gole	Troncatura	Tornitura	Copiatura	Rilievo	Gole	Tornitura	Copiatura	Rilievo	Gole	Tornitura
⊙	○				○				○	

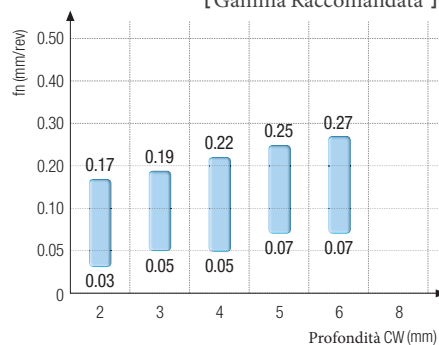
Materiali raccomandati				
P	M	K	N	S
⊙	○			

TL : Tornitura e Scanalatura con bassi avanzamenti New



- Tagliante concavo
- Per materiali HRSA
- Buon controllo truciolo

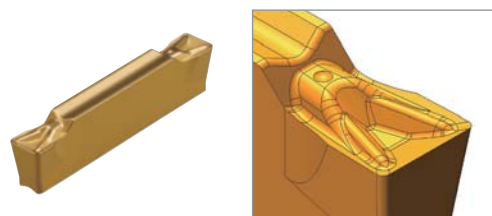
[Gamma Raccomandata]



Lavorazione raccomandata										
Esterna					Interna				Frontale	
Gole	Troncatura	Tornitura	Copiatura	Rilievo	Gole	Tornitura	Copiatura	Rilievo	Gole	Tornitura
⊙	○	○			○	○			⊙	○

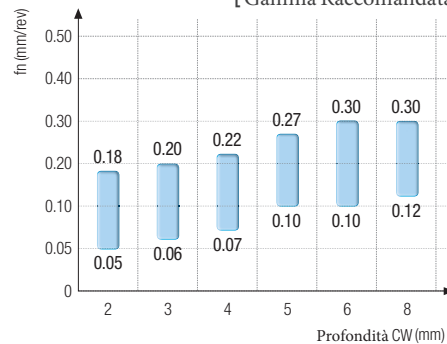
Materiali raccomandati				
P	M	K	N	S
○	○			⊙

T : Tornitura e Scanalatura



- Tagliante dritto
- Possibilità di lavorare diversi materiali
- Buon controllo truciolo

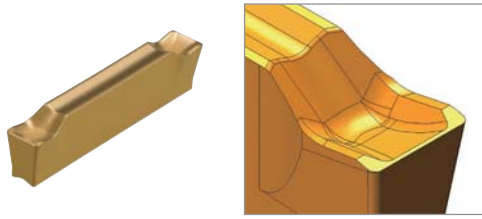
[Gamma Raccomandata]



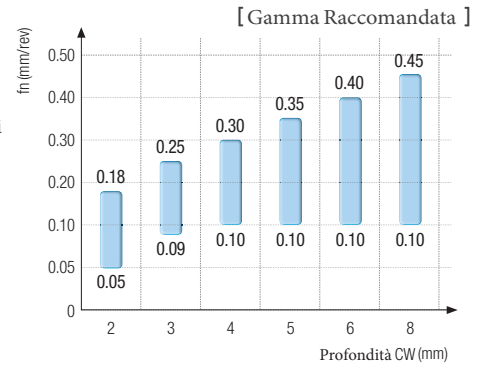
Lavorazione raccomandata										
Esterna					Interna				Frontale	
Gole	Troncatura	Tornitura	Copiatura	Rilievo	Gole	Tornitura	Copiatura	Rilievo	Gole	Tornitura
⊙	○	⊙			○	○			⊙	⊙

Materiali raccomandati				
P	M	K	N	S
⊙	○	○		

R : Sgrossatura



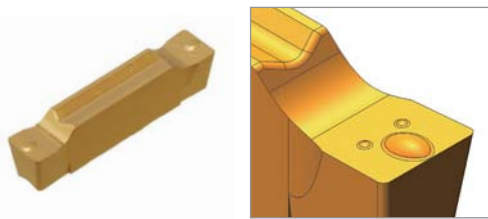
- Tagliente dritto e robusto
- Buon controllo truciolo
- Per lavorazioni di materiali duri
- Per lavorazioni ad alto avanzamento



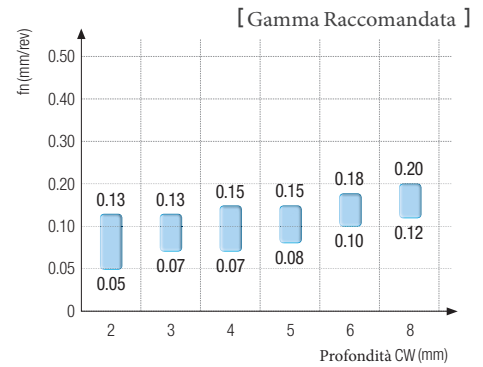
Lavorazione raccomandata										
Esterna					Interna				Frontale	
Gole	Troncatura	Tornitura	Copiatura	Rilievo	Gole	Tornitura	Copiatura	Rilievo	Gole	Tornitura
⊙	○				○				○	

Materiali raccomandati				
P	M	K	N	S
⊙	○	⊙		

B : Scanalature Precise



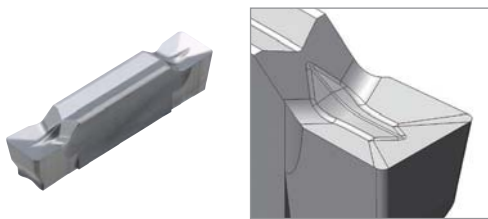
- Tagliente dritto
- Design innovativo
- Buona finitura superficie



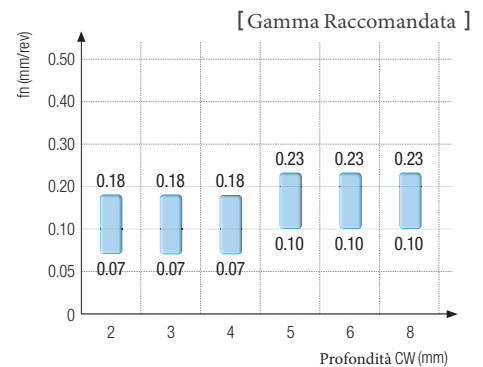
Lavorazione raccomandata										
Esterna					Interna				Frontale	
Gole	Troncatura	Tornitura	Copiatura	Rilievo	Gole	Tornitura	Copiatura	Rilievo	Gole	Tornitura
⊙										⊙

Materiali raccomandati				
P	M	K	N	S
⊙		○		

A : Scanalatura di Alluminio



- Per Gole, Tornitura e Troncatura
- Buona finitura superficie
- Tagliente dritto



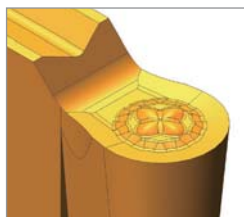
Lavorazione raccomandata										
Esterna					Interna				Frontale	
Gole	Troncatura	Tornitura	Copiatura	Rilievo	Gole	Tornitura	Copiatura	Rilievo	Gole	Tornitura
⊙	○	○			○					

Materiali raccomandati				
P	M	K	N	S
			⊙	

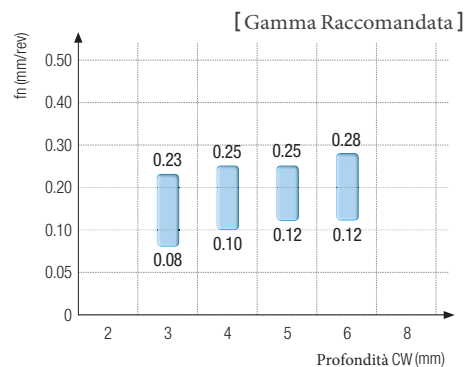
Gamma dei Rompitruccioli

⊙: 1° Scelta ○: 2° Scelta

CM : Copiatura e Rilievo con avanzamenti medi



- Tagliente arrotondato
- Per lavorazioni di HRSA
- Buona finitura superficiale

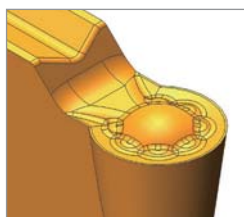


Lavorazione raccomandata										
Esterna					Interna				Frontale	
Gole	Troncatura	Tornitura	Copiatura	Rilievo	Gole	Tornitura	Copiatura	Rilievo	Gole	Tornitura
			⊙	⊙			○	○		

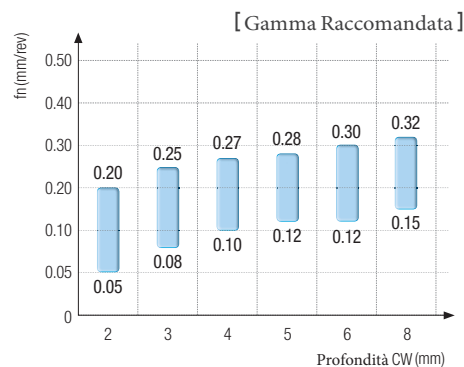
Materiali raccomandati

P	M	K	N	S
○	○			⊙

C : Copiatura e Rilievo



- Per copiatura e rilievi
- Tagliente arrotondato
- Buona finitura superficiale

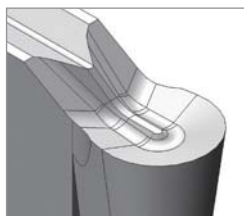


Lavorazione raccomandata										
Esterna					Interna				Frontale	
Gole	Troncatura	Tornitura	Copiatura	Rilievo	Gole	Tornitura	Copiatura	Rilievo	Gole	Tornitura
			⊙	⊙			○	○		

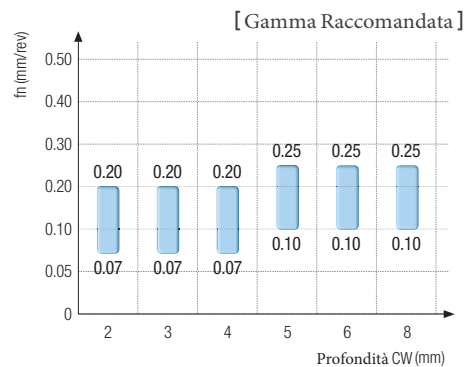
Materiali raccomandati

P	M	K	N	S
⊙	○	○		

A : Lavorazioni di Alluminio



- Per copiatura e rilievi
- Tagliente arrotondato
- Buona finitura superficiale



Lavorazione raccomandata										
Esterna					Interna				Frontale	
Gole	Troncatura	Tornitura	Copiatura	Rilievo	Gole	Tornitura	Copiatura	Rilievo	Gole	Tornitura
			⊙	⊙			○	○		

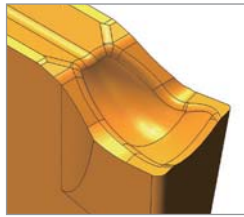
Materiali raccomandati

P	M	K	N	S
			⊙	

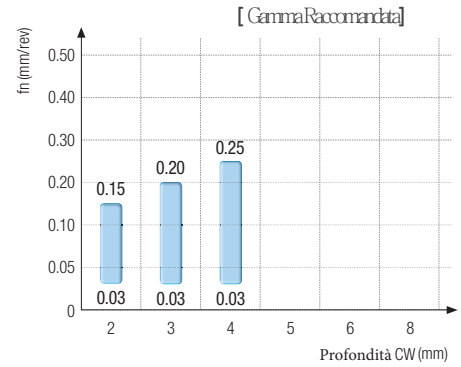
Gamma dei Rompitruccioli

⊙: 1° Scelta ○: 2° Scelta

LP : Troncatura Media



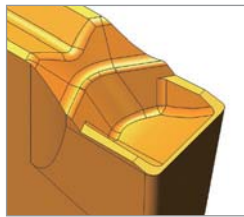
- Per Troncatura
- Tagliente concavo
- Per materiali a bassa durezza
- Per lavorare piccoli diametri



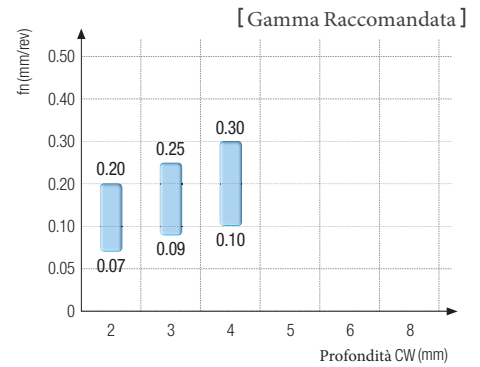
Lavorazione raccomandata										
Esterna					Interna				Frontale	
Gole	Troncatura	Tornitura	Copiatura	Rilievo	Gole	Tornitura	Copiatura	Rilievo	Gole	Tornitura
	⊙									

Materiali raccomandati				
P	M	K	N	S
⊙	○			

RP : Sgrossatura



- Per troncatura
- Tagliente robusto
- Per materiali duri
- Per lavorazioni con alti avanzamenti































Lavorazione raccomandata										
Esterna					Interna				Frontale	
Gole	Troncatura	Tornitura	Copiatura	Rilievo	Gole	Tornitura	Copiatura	Rilievo	Gole	Tornitura
	⊙									

Materiali raccomandati				
P	M	K	N	S
⊙		○		

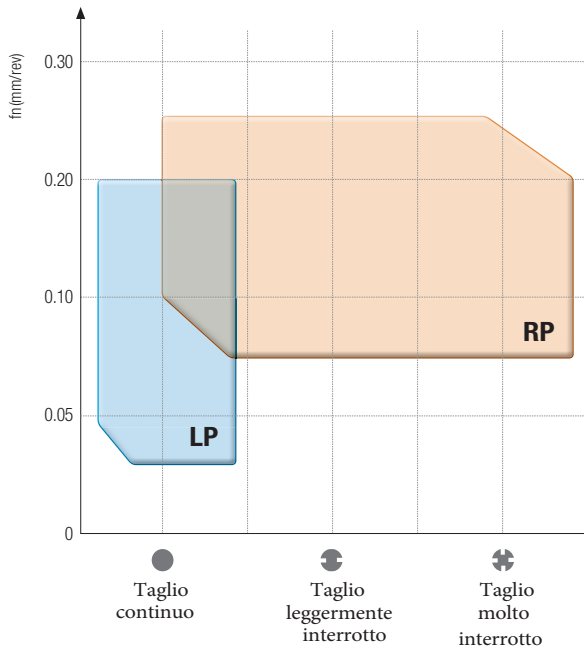
 **Gamma di Inserti in base alla lavorazione**

⊙: 1° Scelta ○: 2° Scelta

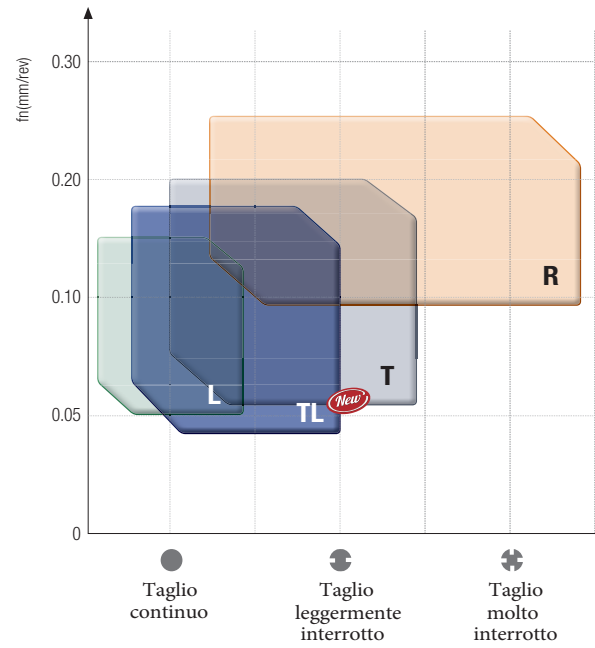
Codice	Rompitruciolo	Forma	Materiale					Lavorazione raccomandata														
			P	M	K	N	S	Esterna					Interna				Frontale					
								Gole	Troncatura	Tornitura	Copiatura	Rilievo	Gole	Tornitura	Copiatura	Rilievo	Gole	Tornitura				
KGMN	L 		⊙	○				⊙	○							○					○	
	TL 		○	○			⊙	⊙	○	○					○	○				⊙	○	
	T 		⊙	○	○			⊙	○	⊙					○	○				⊙	⊙	
	R 		⊙	○	⊙			⊙	○						○					○		
KGGN	B 		⊙		○			⊙												⊙		
	A 					⊙		⊙	○	○				○								
	R 		⊙	○	⊙			⊙	○					○					○			
KGMI	T 		⊙	○	○									⊙	⊙							
KGMR/L	LP 		⊙	○					⊙													
	RP 		⊙		○				⊙													
KRMN	C 		⊙	○	○							⊙	⊙			○	○					
KRGN	A 					⊙						⊙	⊙			○	○					
	CM 		○	○			⊙					⊙	⊙			○	○					
KRMI	C 		⊙	○	○											⊙	⊙					

Gamma di Lavorazione

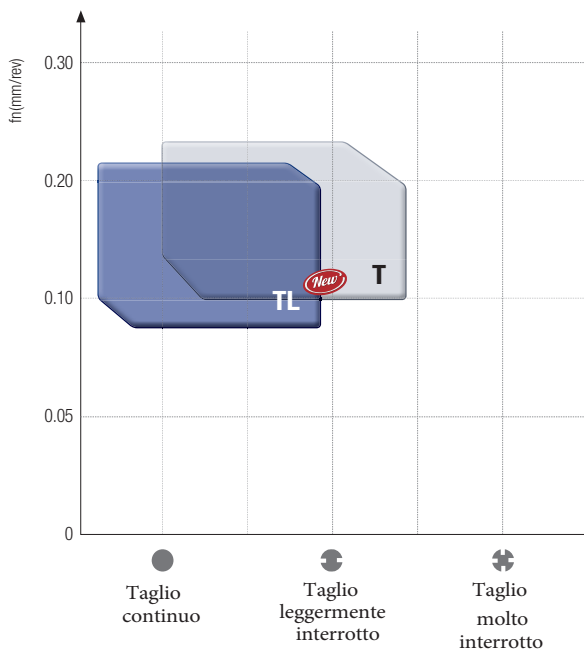
Troncatura



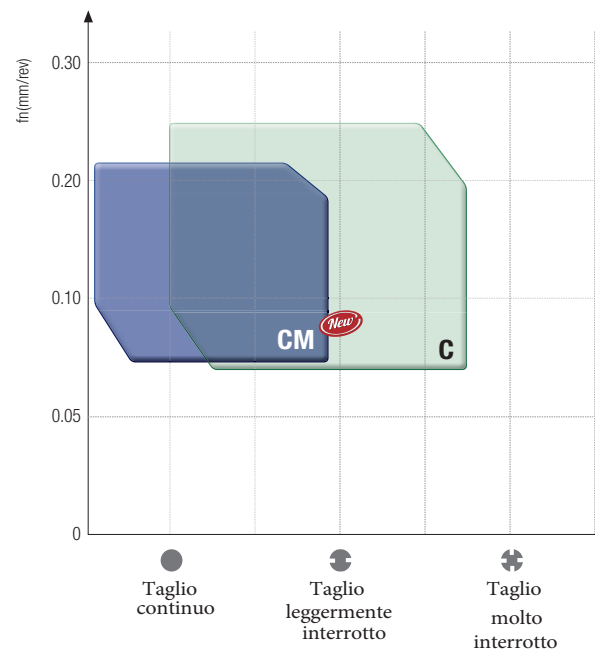
Gole



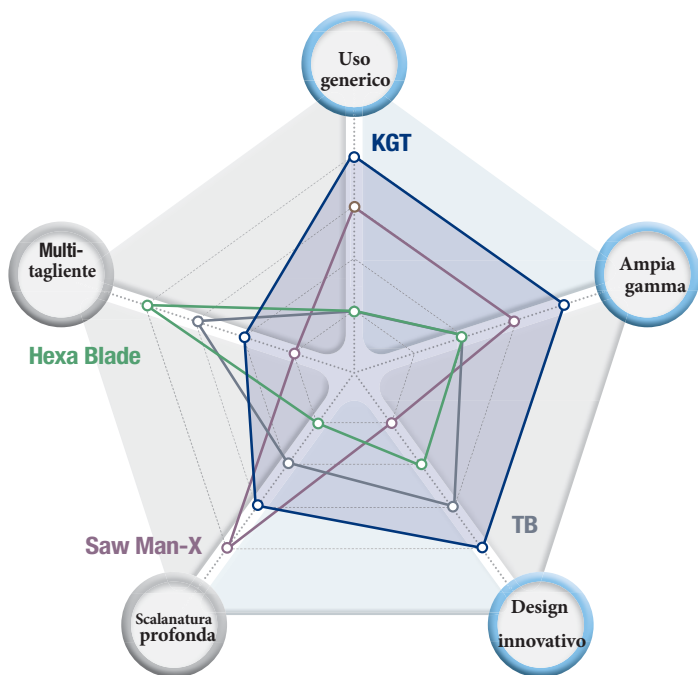
Tornitura



Profilatura



Guida alla scelta dell'utensile



KGT

- 2 taglienti
- Varie applicazioni
- Uso generico




Saw Man-X ^{New}

- Monotagliente
- Per taglio interrotto e troncatura ad alto avanzamento



TB

- Alta precisione e 3 taglienti
- Gole precise



Hexa Blade ^{New}

- Alta precisione e 6 taglienti



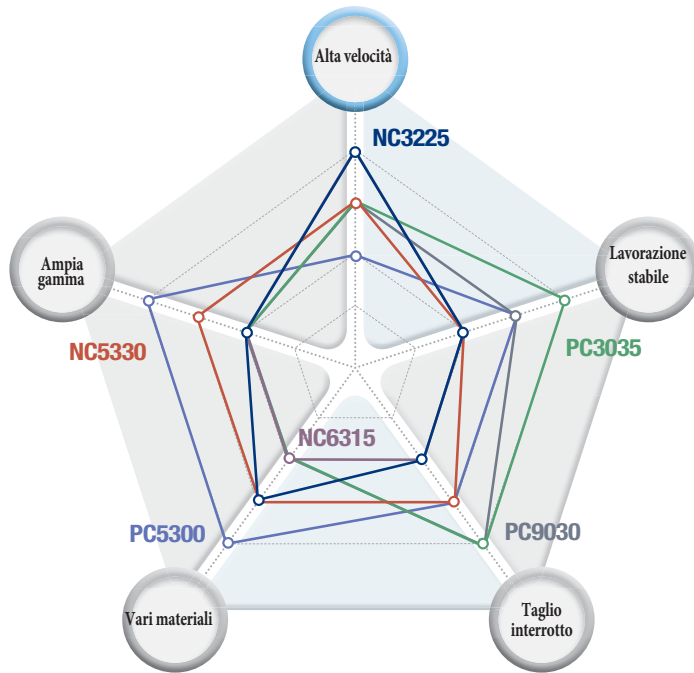
Utensile	Uso generico	Ampia gamma	Design innovativo	Scalanatura profonda	Multi-tagliente
KGT	★★★★★	★★★★★	★★★★★	★★★	★★
Saw Man-X ^{New}	★★★	★★★	★	★★★★★	★
TB	★	★★	★★★★	★★	★★★★
Hexa Blade ^{New}	★	★★	★★	★	★★★★★

Larghezza e profondità di lavoro in base all'utensile

⊙: 1° scelta ○: 2° scelta

Utensile	Larghezza (mm)				Z	Lavorazione				Caratteristiche
	2	4	6	8		Esterna	Interna	Frontale	Troncatura	
	Max. profondità di taglio (mm)									
KGT	1.5	8	28	8	2	⊙	○	○	⊙	• Varie lavorazioni • Uso generico
Saw Man-X ^{New}	2	6	60	60	1	○			⊙	• Bava minimizzata
TB	1.25	6	6.5	6	3	⊙			○	• Alta precisione
Hexa Blade ^{New}	1.78	4	5	4	6	⊙			○	• Buon effetto costi-benefici

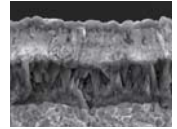
Guida alla scelta dei gradi



NC3225

P M K N S

Grado CVD
Per Acciai generici e forgiati
Alta velocità, resistenza all'usura



NC6315

P M K N S

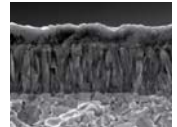
Grado CVD
Per Ghisa Grigia e Duttile
Lavorazioni generiche
Previene la comparsa di bava e scheggiature



NC5330

P M K N S


Grado CVD
Uso universale
Stabile nelle lavorazioni ad alta velocità



PC3035

P M K N S

Grado PVD
Specifico per scanalatura di Acciaio
Buona resistenza all'usura
Stabile nelle lavorazioni ad alta velocità



PC5300

P M K N S


Grado PVD, Universale
Per taglio interrotto
Buona resistenza all'usura



PC9030

P M K N S

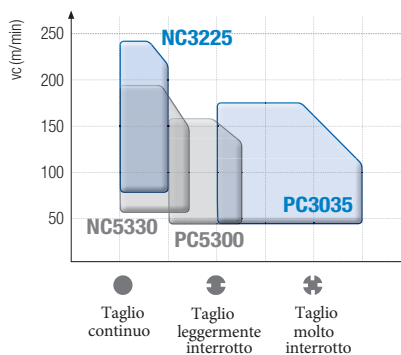
Grado PVD
Per sgrossatura con taglio interrotto di INOX
Buona resistenza alle scheggiature e alle saldature



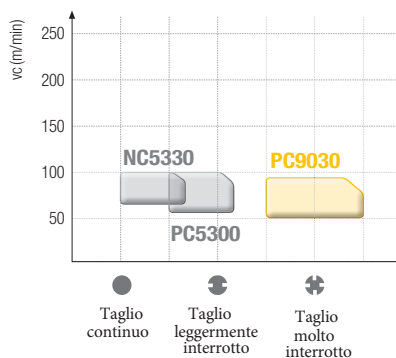
Grado	Alta Velocità	Lavorazione Stabile	Taglio Interrotto	Uso Generico	Ampia Gamma
NC3225	★★★★★	★★	★★	★★★	★★
NC6315	★★★★★	★★	★★	★★	★★
NC5330	★★★	★★	★★★	★★★	★★★
PC3035	★★★	★★★★★	★★★★★	★★	★★
PC9030	★★★	★★★	★★★★★	★★	★★
PC5300	★★	★★★	★★★	★★★★★	★★★★★

Applicazioni in base al Grado

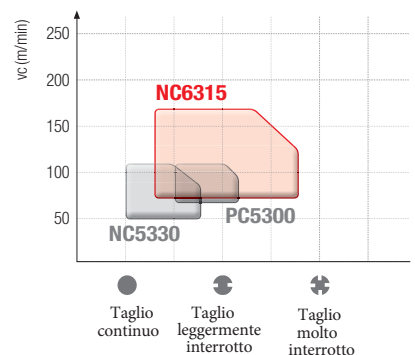
P Acciaio



M Acciaio Inossidabile



K Ghisa



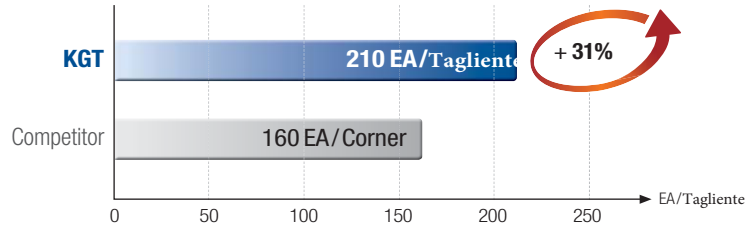
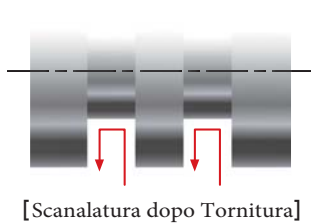
Parametri raccomandati

Cutting width (mm) = Based on 3

Materiale					Grado						Rompitruciolo											
ISO	Materiale		ISO	AISI	Durezza Brinell (HB)	CVD			PVD			Gole					Tornitura					
						NC3225	NC5330	NC6315	PC3035	PC5300	PC9030	L	TL	T	R	C	CM	TL	T	C	CM	
						vc (m/min)						fn (mm/rev)					fn (mm/rev)					
P	Acciai al carbonio	C = 0.10 ~0.25%	C25	1025	125	210	160	-	100	110	-	0.15	0.12	0.15	0.25	0.20	0.16	0.19	0.20	0.25	0.23	
						230	170	-	140	140	-	0.10	0.10	0.11	0.17	0.15	0.13	0.17	0.16	0.20	0.18	
						240	190	-	180	170	-	0.05	0.08	0.07	0.09	0.10	0.10	0.15	0.12	0.15	0.13	
						200	140	-	95	100	-	0.15	0.12	0.15	0.25	0.20	0.16	0.19	0.20	0.25	0.23	
						210	160	-	130	130	-	0.10	0.10	0.11	0.17	0.15	0.13	0.17	0.16	0.20	0.18	
						220	170	-	180	160	-	0.05	0.08	0.07	0.09	0.10	0.10	0.15	0.12	0.15	0.13	
						180	130	-	90	90	-	0.15	0.12	0.15	0.25	0.20	0.16	0.19	0.2	0.25	0.23	
						200	150	-	130	120	-	0.10	0.10	0.11	0.17	0.15	0.13	0.17	0.16	0.20	0.18	
						210	160	-	170	150	-	0.05	0.08	0.07	0.09	0.10	0.10	0.15	0.12	0.15	0.13	
		Acciai poco legati ≤ 5%	Non-temprati	42CrMo4	4140	180	150	110	-	60	70	-	0.13	0.11	0.13	0.21	0.18	0.14	0.17	0.18	0.23	0.20
	160						120	-	100	100	-	0.09	0.09	0.10	0.15	0.13	0.11	0.15	0.14	0.18	0.15	
	170		130	-	140	130	-	0.05	0.07	0.07	0.09	0.08	0.08	0.13	0.10	0.13	0.10					
			Temprati	-	4145	350	85	60	-	40	50	-	0.13	0.11	0.13	0.21	0.18	0.14	0.17	0.18	0.23	0.20
	90	70					-	65	60	-	0.09	0.09	0.10	0.15	0.13	0.11	0.15	0.14	0.18	0.15		
	100	80					-	90	70	-	0.05	0.07	0.07	0.09	0.08	0.08	0.13	0.10	0.13	0.10		
	Acciai molto legati > 5%	Ricotti	-	D2	200	110	80	-	50	55	-	0.13	0.11	0.13	0.21	0.18	0.14	0.17	0.18	0.23	0.20	
120						90	-	80	75	-	0.09	0.09	0.10	0.15	0.13	0.11	0.15	0.14	0.18	0.15		
130		100	-	120	95	-	0.05	0.07	0.07	0.09	0.08	0.08	0.13	0.10	0.13	0.10						
90		65	-	40	40	-	0.13	0.11	0.13	0.21	0.18	0.14	0.17	0.18	0.23	0.20						
		Acciai temprati per utensili	X40CrMoV5-1	H13	352	100	70	-	65	60	-	0.09	0.09	0.10	0.15	0.13	0.11	0.15	0.14	0.18	0.15	
110	80					-	90	80	-	0.05	0.07	0.07	0.09	0.08	0.08	0.13	0.10	0.13	0.10			
M	Serie Austenitica	X5CrNi18-9	304	160~180	-	85	-	-	60	50	0.13	0.11	0.13	0.21	0.18	0.14	0.17	0.18	0.23	0.20		
					-	90	-	-	80	70	0.09	0.09	0.10	0.15	0.13	0.11	0.15	0.14	0.18	0.15		
					-	100	-	-	100	90	0.05	0.07	0.07	0.09	0.08	0.08	0.13	0.10	0.13	0.10		
		X5CrNiMo17-12-2	316	160~180	-	85	-	-	60	50	0.13	0.11	0.13	0.21	0.18	0.14	0.17	0.18	0.23	0.20		
					-	90	-	-	80	70	0.09	0.09	0.10	0.15	0.13	0.11	0.15	0.14	0.18	0.15		
					-	100	-	-	100	90	0.05	0.07	0.07	0.09	0.08	0.08	0.13	0.10	0.13	0.10		
K	Ghisa Grigia	Bassa Resistenza	150	No25B	≤ 212	-	105	150	-	80	-	-	-	0.13	0.21	0.18	-	0.17	0.18	0.23	0.20	
						-	110	160	-	100	-	-	-	0.10	0.15	0.13	-	0.15	0.14	0.18	0.15	
						-	120	170	-	120	-	-	-	0.07	0.09	0.08	-	0.13	0.10	0.13	0.10	
		Alta Resistenza	250 350	No35B No50B	≤ 248 ≤ 277	-	85	120	-	80	-	-	-	0.13	0.21	0.18	-	0.17	0.18	0.23	0.20	
						-	90	130	-	100	-	-	-	0.10	0.15	0.13	-	0.15	0.14	0.18	0.15	
						-	100	140	-	120	-	-	-	0.07	0.09	0.08	-	0.13	0.10	0.13	0.10	
	Ghisa Duttile	Ferritica	500-7	65-45-12	170~241	-	65	95	-	70	-	-	-	0.15	0.25	0.20	-	0.19	0.20	0.25	0.23	
						-	70	100	-	85	-	-	-	0.11	0.17	0.15	-	0.17	0.16	0.20	0.18	
						-	80	110	-	100	-	-	-	0.07	0.09	0.10	-	0.15	0.12	0.15	0.13	
		Perlitica	600-3	80-55-06	192~269	-	55	85	-	70	-	-	-	0.15	0.25	0.20	-	0.19	0.20	0.25	0.23	
						-	60	90	-	85	-	-	-	0.11	0.17	0.15	-	0.17	0.16	0.20	0.18	
						-	70	100	-	100	-	-	-	0.07	0.09	0.10	-	0.15	0.12	0.15	0.13	
Martensitica	700-2	100-70-03	229~302	-	55	85	-	70	-	-	-	0.15	0.25	0.20	-	0.19	0.20	0.25	0.23			
				-	60	90	-	85	-	-	-	0.11	0.17	0.15	-	0.17	0.16	0.20	0.18			
				-	70	100	-	100	-	-	-	0.07	0.09	0.10	-	0.15	0.12	0.15	0.13			
S	Inconel	-	-	200	-	-	-	-	30	-	-	0.09	0.10	-	0.12	0.10	0.15	0.13	0.16	0.14		
					-	-	-	-	40	-	-	0.07	0.08	-	0.10	0.08	0.13	0.11	0.14	0.12		
					-	-	-	-	50	-	-	0.05	0.06	-	0.08	0.06	0.11	0.09	0.12	0.10		
		-	-	350	-	-	-	-	20	-	-	0.09	0.10	-	0.12	0.10	0.15	0.13	0.16	0.14		
					-	-	-	-	30	-	-	0.07	0.08	-	0.10	0.08	0.13	0.11	0.14	0.12		
					-	-	-	-	40	-	-	0.05	0.06	-	0.08	0.06	0.11	0.09	0.12	0.10		
	Leghe di Titanio	-	-	3400	-	-	-	-	40	-	-	0.11	0.13	-	0.18	0.14	0.17	0.18	0.20	0.20		
					-	-	-	-	50	-	-	0.09	0.10	-	0.13	0.11	0.15	0.14	0.18	0.15		
					-	-	-	-	60	-	-	0.07	0.07	-	0.08	0.08	0.13	0.10	0.16	0.10		
		-	-	950	-	-	-	-	40	-	-	0.11	0.13	-	0.18	0.14	0.17	0.18	0.20	0.20		
					-	-	-	-	50	-	-	0.09	0.10	-	0.13	0.11	0.15	0.14	0.18	0.15		
					-	-	-	-	60	-	-	0.07	0.07	-	0.08	0.08	0.13	0.10	0.16	0.10		


Lavorazione multifunzione

Materiale	Acciaio al Carbonio (C45)	
Parametri	vc(m/min) = 170, fn(mm/giro) = 0.15, ap(mm) = 2.0, con acqua	
Tool	Inserto KGMN300-04-T (PC5300)	Utensi KGEHR2525-3-T13

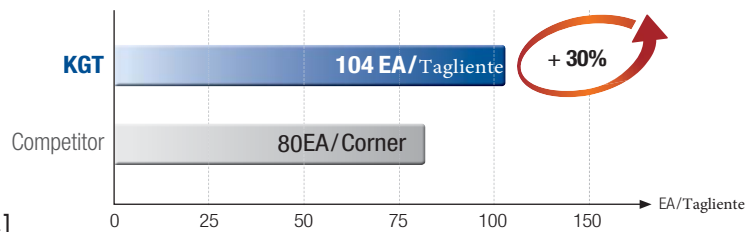


Barra

Materiale	Acciaio Legato (42CrMo4)	
Parametri	vc(m/min) = 150, fn(mm/giro) = 0.15, ap(mm) = 5.0, con acqua	
Utensile/Inserto	Inserto KGMN300-04-T (PC5300)	Utensi KGEHR2525-3-T12




[Finitura in Tornitura dopo Scanalatura]

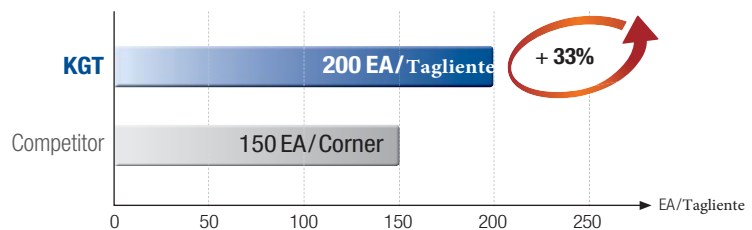


Barra

Materiale	INOX (X5CrNi18-9)	
Parametri	vc(m/min) = 120, fn(mm/giro) = 0.12, ap(mm) = 5.0, con acqua	
Utensile/Inserto	Inserto KGMN400-03-R (PC5300)	Utensi KGEHR2525-4-T15

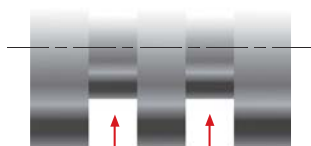


[Scanalatura in Spallamento]

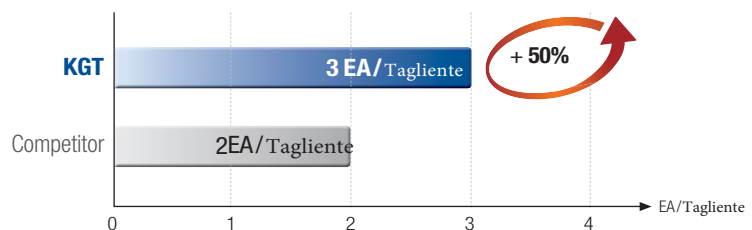


Sede Turbina


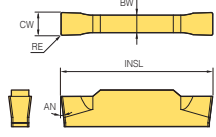

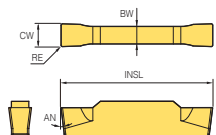

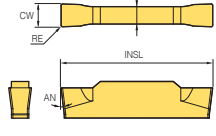

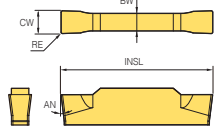

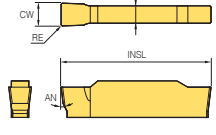

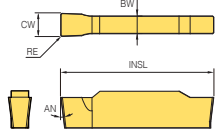

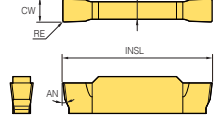
Materiale	HRSA (Inconel718)	
Parametri	vc(m/min) = 30, fn(mm/giro) = 0.04, ap(mm) = 8.5, con acqua	
Utensile/Inserto	Inserto KGMN500-08-TL (UPC810)	Utensile KGEHR3232-5-T20




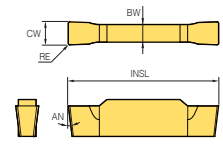

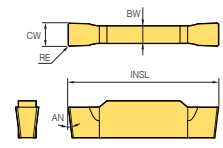

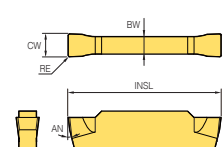

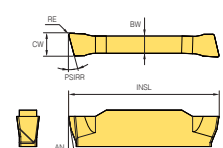

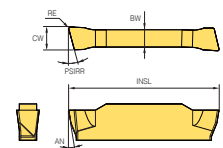
[Scanalatura]



※ AN = 7°


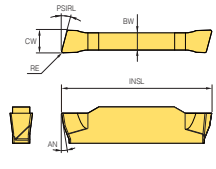

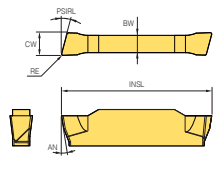

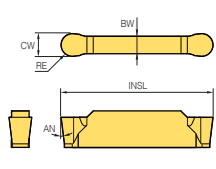

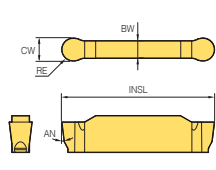

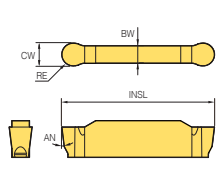

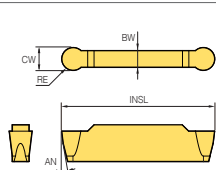
Immagine	Codice	Grado								Nudo		Dimensioni (mm)						Geometria
		NC3225	NC5330	NC6315	PC3035	PC5300	PC9030	UNC805	UPC810	H01	H05	CW	RE	INSL	BW	PSIRR	PSIRL	
	KGMN 200-02-L	●	●		●	●	●					2.00	0.20	20.0	1.70	-	-	
	300-02-L	●	●		●	●	●					3.00	0.20	20.0	2.30	-	-	
	400-02-L	●	●		●	●	●					4.00	0.20	20.0	3.30	-	-	
	500-03-L	●	●		●	●						5.00	0.30	25.0	4.10	-	-	
	600-03-L				●							6.00	0.30	25.0	5.10	-	-	
	KGMN 300-02-TL							●	●			3.00	0.20	20.0	2.30	-	-	
	300-04-TL							●	●			3.00	0.40	20.0	2.30	-	-	
	400-04-TL							●	●			4.00	0.40	20.0	3.30	-	-	
	500-04-TL							●	●			5.00	0.40	25.0	4.10	-	-	
	500-08-TL							●	●			5.00	0.80	25.0	4.10	-	-	
	600-08-TL							●	●			6.00	0.80	25.0	5.10	-	-	
	KGMN 150-015-T	●	●			●						1.50	0.15	16.0	1.20	-	-	
	200-02-T	●	●	●	●	●	●					2.00	0.20	20.0	1.70	-	-	
	250-02-T	●	●			●						2.50	0.20	20.0	2.00	-	-	
	300-02-T	●	●	●	●	●	●					3.00	0.20	20.0	2.30	-	-	
	300-04-T	●	●	●	●	●	●	●	●			3.00	0.40	20.0	2.30	-	-	
	400-04-T	●	●	●	●	●	●	●	●			4.00	0.40	20.0	3.30	-	-	
	400-08-T	●	●	●	●	●	●	●	●			4.00	0.80	20.0	3.30	-	-	
	500-04-T	●	●	●	●	●	●	●	●			5.00	0.40	25.0	4.10	-	-	
	500-08-T	●	●	●	●	●	●	●	●			5.00	0.80	25.0	4.10	-	-	
	600-04-T	●	●	●	●	●	●	●	●	●		6.00	0.40	25.0	5.10	-	-	
600-08-T	●	●	●	●	●	●	●	●	●		6.00	0.80	25.0	5.10	-	-		
800-08-T	●	●	●	●	●	●	●	●	●		8.00	0.80	30.0	6.10	-	-		
	KGMN 150-015-R	●	●			●						1.50	0.15	16.0	1.20	-	-	
	200-02-R	●	●		●	●	●					2.00	0.20	20.0	1.70	-	-	
	300-02-R	●	●		●	●	●					3.00	0.20	20.0	2.30	-	-	
	400-03-R	●	●		●	●	●					4.00	0.30	20.0	3.30	-	-	
	500-03-R		●		●	●						5.00	0.30	25.0	4.10	-	-	
	600-03-R		●		●	●						6.00	0.30	25.0	5.10	-	-	
	800-04-R		●		●	●						8.00	0.40	30.0	6.10	-	-	
	KGGN 200S-02-A											2.00	0.20	20.0	1.70	-	-	
	300S-02-A											3.00	0.20	20.0	2.30	-	-	
	400S-04-A											4.00	0.40	20.0	3.30	-	-	
	500S-04-A											5.00	0.40	25.0	4.10	-	-	
	600S-04-A											6.00	0.40	25.0	5.10	-	-	
	KGGN 200S-02-R											2.00	0.20	19.9	1.70	-	-	
	300S-02-R					●						3.00	0.20	19.9	2.30	-	-	
	400S-02-R					●						4.00	0.20	19.9	3.30	-	-	
	500S-02-R					●						5.00	0.20	24.9	4.10	-	-	
	600S-02-R					●						6.00	0.20	24.9	5.10	-	-	
	800S-04-R					●						8.00	0.40	24.9	6.10	-	-	
	KGGN 200-02-A								●			2.00	0.20	20.0	1.70	-	-	
	300-02-A								●			3.00	0.20	20.0	2.30	-	-	
	400-04-A								●			4.00	0.40	20.0	3.30	-	-	
	500-04-A								●			5.00	0.40	25.0	4.10	-	-	
	600-04-A								●			6.00	0.40	25.0	5.10	-	-	

●: A Stock

Immagine	Codice	Grado								Nudo		Dimensioni (mm)						Geometria
		NC3225	NC5330	NC6315	PC3035	PC5300	PC9030	UNC805	UPC810	H01	H05	CW	RE	INSL	BW	PSIRR	PSIRL	
	KGGN 265-015-B											2.65	0.15	20.0	2.30	-	-	
	300-020-B											3.00	0.20	20.0	2.30	-	-	
	300-040-B											3.00	0.40	20.0	2.30	-	-	
	315-015-B											3.15	0.15	20.0	2.30	-	-	
	400-040-B											4.00	0.40	20.0	3.30	-	-	
	400-080-B											4.00	0.80	20.0	3.30	-	-	
	415-015-B											4.15	0.15	20.0	3.30	-	-	
	478-055-B											4.78	0.55	25.0	4.10	-	-	
	500-080-B											5.00	0.80	25.0	4.10	-	-	
	515-015-B											5.15	0.15	25.0	4.10	-	-	
	600-080-B											6.00	0.80	25.0	5.10	-	-	
	600-120-B											6.00	1.20	25.0	5.10	-	-	
	800-080-B											8.00	0.80	30.0	6.10	-	-	
	800-120-B											8.00	1.20	30.0	6.10	-	-	
	KGGN 200-02-R											2.00	0.20	20.0	1.70	-	-	
	300-02-R											3.00	0.20	20.0	2.30	-	-	
	400-03-R											4.00	0.30	20.0	3.30	-	-	
	500-03-R											5.00	0.30	25.0	4.10	-	-	
	600-03-R											6.00	0.30	25.0	5.10	-	-	
	800-04-R											8.00	0.40	30.0	6.10	-	-	
	KGMI 200-02-T				●							2.00	0.20	20.0	1.70	-	-	
	300-04-T				●							3.00	0.40	20.0	2.30	-	-	
	400-04-T				●							4.00	0.40	20.0	3.30	-	-	
	KGMR 200-6D-LP		●		●							2.00	0.20	20.0	1.70	6.0	-	
	200-8D-LP				●							2.00	0.20	20.0	1.70	8.0	-	
	200-15D-LP		●		●							2.00	0.20	20.0	1.70	15.0	-	
	300-6D-LP		●		●							3.00	0.20	20.0	2.30	6.0	-	
	300-15D-LP		●		●							3.00	0.20	20.0	2.30	15.0	-	
	400-4D-LP		●		●							4.00	0.30	20.0	3.30	4.0	-	
	400-15D-LP		●		●							4.00	0.30	20.0	3.30	15.0	-	
	500-4D-LP					●						5.00	0.30	25.0	4.10	4.0	-	
	KGMR 200-6D-RP		●		●							2.00	0.20	20.0	1.70	6.0	-	
	200-8D-RP				●							2.00	0.20	20.0	1.70	8.0	-	
	200-15D-RP		●		●							2.00	0.20	20.0	1.70	15.0	-	
	300-6D-RP		●		●							3.00	0.20	20.0	2.30	6.0	-	
	300-15D-RP		●		●							3.00	0.20	20.0	2.30	15.0	-	
	400-4D-RP		●		●							4.00	0.30	20.0	3.30	4.0	-	
	400-15D-RP		●		●							4.00	0.30	20.0	3.30	15.0	-	
	500-4D-RP					●						5.00	0.30	25.0	4.10	4.0	-	

●: A Stock

※ AN = 7°

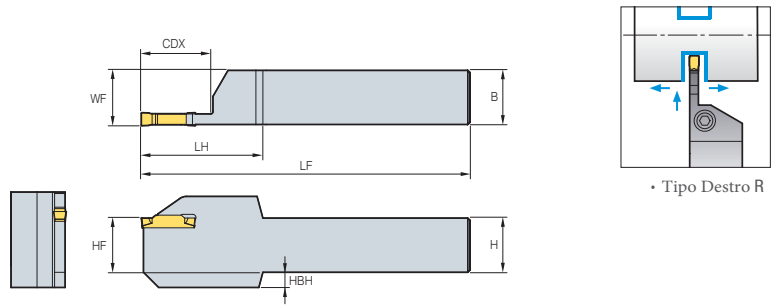
Immagine	Codice	Grado								Nudo		Dimensioni (mm)						Geometria
		NC3225	NC5330	NC6315	PC3035	PC5300	PC9030	UNC805	UPC810	H01	H05	CW	RE	INSL	BW	PSIRR	PSIRL	
	KGML 200-6D-LP											2.00	0.20	20.0	1.70	-	6.0	
	200-15D-LP											2.00	0.20	20.0	1.70	-	15.0	
	300-6D-LP											3.00	0.20	20.0	2.30	-	6.0	
	300-15D-LP											3.00	0.20	20.0	2.30	-	15.0	
	400-4D-LP											4.00	0.20	20.0	3.30	-	4.0	
	400-15D-LP											4.00	0.20	20.0	3.30	-	15.0	
	KGML 200-6D-RP											2.00	0.20	20.0	1.70	-	6.0	
	200-15D-RP											2.00	0.20	20.0	1.70	-	15.0	
	300-6D-RP											3.00	0.20	20.0	2.30	-	6.0	
	300-15D-RP											3.00	0.20	20.0	2.30	-	15.0	
	400-4D-RP											4.00	0.20	20.0	3.30	-	4.0	
	400-15D-RP											4.00	0.20	20.0	3.30	-	15.0	
	KRMN 200-C	●	●	●	●	●						2.00	1.00	20.0	1.70	-	-	
	300-C	●	●		●	●		●	●			3.00	1.50	20.0	2.20	-	-	
	400-C	●	●	●	●	●		●	●			4.00	2.00	20.0	3.20	-	-	
	500-C	●	●	●	●	●		●	●			5.00	2.50	25.0	4.00	-	-	
	600-C	●	●	●	●	●						6.00	3.00	25.0	5.00	-	-	
	800-C	●	●	●		●						8.00	4.00	30.0	6.00	-	-	
	KRGN 300-A									●		3.00	1.50	20.0	2.20	-	-	
	400-A									●		4.00	2.00	20.0	3.20	-	-	
	500-A									●		5.00	2.50	25.0	4.10	-	-	
	600-A									●		6.00	3.00	25.0	5.10	-	-	
	800-A											8.00	4.00	30.0	6.10	-	-	
	KRGN 300-CM									●	●	3.00	1.50	20.0	2.20	-	-	
	400-CM									●	●	4.00	2.00	20.0	3.20	-	-	
	500-CM									●	●	5.00	2.50	25.0	4.00	-	-	
	KRMI 200-C											2.00	1.00	20.0	1.70	-	-	
	300-C											3.00	1.50	20.0	2.20	-	-	
	400-C											4.00	2.00	20.0	3.20	-	-	

●: A Stock

KGEHR/L



KG MN KGGN
KRMN KRGN KGMR/L



(mm)

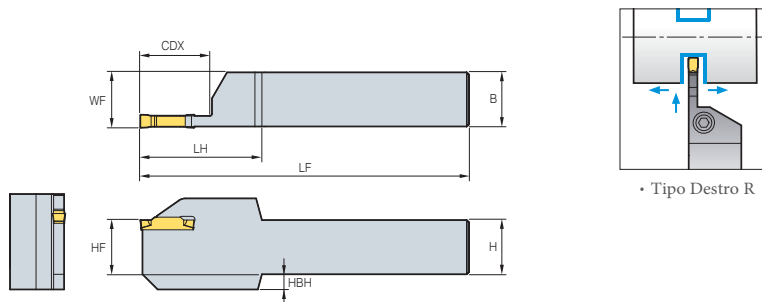
Codice	Stock		H=HF	B	CDX	WF	LH	LF	HBH	Inserto	Vite	Chiave
	R	L										
KGEHR/L 1616-1.5-T14	●		16	16	14	16.2	33	100	-	KG MN150-□-□	MHA0512	HW40L
2020-1.5-T14	●		20	20	14	20.2	33	125	-			
2525-1.5-T14	●		25	25	14	25.2	33	150	-			
1212-2-T08	●		12	12	8	12.2	33	100	-	KG MN200-□-□ KGGN200-□-□ KRMN200-C KGMR/L200-□-□	MHA0512	HW40L
1616-2-T08	●	●	16	16	8	16.2	33	100	-			
1616-2-T12	●	●	16	16	12	16.2	33	100	-			
1616-2-T17	●	●	16	16	17	16.2	38	100	-			
2020-2-T08	●	●	20	20	8	20.2	33	125	-			
2020-2-T12	●	●	20	20	12	20.2	33	125	-			
2020-2-T17	●	●	20	20	17	20.2	38	125	-			
2525-2-T08	●	●	25	25	8	25.2	33	150	-			
2525-2-T12	●	●	25	25	12	25.2	36	150	-			
2525-2-T17	●	●	25	25	17	25.2	38	150	-			
1616-2.5-T17	●		16	16	17	16.3	38	100	-			
2020-2.5-T17	●		20	20	17	20.3	38	125	-			
2525-2.5-T17	●		25	25	17	25.3	38	150	-			
1616-3-T10	●	●	16	16	10	16.4	33	100	-	KG MN300-□-□ KGGN300-□-□ KRMN300-C KRGN300-□ KGMR/L300-□-□	MHA0512	HW40L
1616-3-T13	●	●	16	16	13	16.4	33	100	-			
1616-3-T20	●	●	16	16	20	16.4	41	100	-			
2020-3-T10	●	●	20	20	10	20.4	33	125	-			
2020-3-T13	●	●	20	20	13	20.4	33	125	-			
2020-3-T20	●	●	20	20	20	20.4	41	125	-			
2525-3-T10	●	●	25	25	10	25.4	33	150	-			
2525-3-T13	●	●	25	25	13	25.4	33	150	-			
2525-3-T20	●	●	25	25	20	25.4	41	150	-			
2525-3-T25	●	●	25	25	25	25.4	46	150	-			
3232-3-T10	●		32	32	10	32.4	33	170	-	KG MN400-□-□ KGGN400-□-□ KRMN400-C KRGN400-□ KGMR/L400-□-□	BHA0616	HW50L
3232-3-T20	●		32	32	20	32.4	41	170	-			
1616-4-T10	●	●	16	16	10	16.4	33	100	-			
1616-4-T15	●	●	16	16	15	16.4	36	100	-			
1616-4-T20	●		16	16	20	16.4	41	100	-			
1616-4-T25	●	●	16	16	25	16.4	46	100	-			
2020-4-T10	●	●	20	20	10	20.4	33	125	-			
2020-4-T15	●	●	20	20	15	20.4	36	125	-			
2020-4-T20	●	●	20	20	20	20.4	41	125	-			
2020-4-T25	●	●	20	20	25	20.4	46	125	-			
2525-4-T10	●	●	25	25	10	25.4	33	150	-			
2525-4-T15	●	●	25	25	15	25.4	36	150	-			
2525-4-T20	●	●	25	25	20	25.4	41	150	-			
2525-4-T25	●	●	25	25	25	25.4	46	150	-			
3232-4-T10	●		32	32	10	32.4	33	170	-			
3232-4-T20	●	●	32	32	20	32.4	41	170	-			

●: AStock

KGEHR/L



KGMN KGGN
KRMN KRGN KGMR/L



(mm)

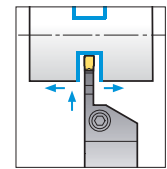
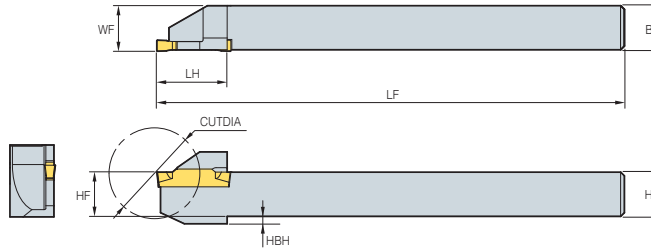
Codice	Stock		H=HF	B	CDX	WF	LH	LF	HBH	Inserto	Vite	Chiave
	R	L										
KGEHR/L 2020-5-T12	●	●	20	20	12	20.5	37	125	-	KGMN500-□-□ KGGN500-□-□ KRMN500-C KRGN500-□ KGMR-□-□	BHA0616	HW50L
2020-5-T15	●	●	20	20	15	20.55	40	125	-			
2020-5-T20	●		20	20	20	20.55	41	125	-			
2525-5-T12	●	●	25	25	12	25.55	37	150	-			
2525-5-T15	●		25	25	15	25.55	40	150	-			
2525-5-T20	●	●	25	25	20	25.55	41.2	150	-			
3232-5-T15	●		32	32	15	32.55	40	170	-			
2525-5-T32	●	●	25	25	32	32.55	46	170	7			
3232-5-T20	●	●	32	32	20	32.55	41	170	-			
2020-6-T12	●		20	20	12	20.55	37	125	-			
2020-6-T20	●	●	20	20	20	20.55	41	125	-			
2525-6-T12	●	●	25	25	12	25.55	37	150	-			
2525-6-T15	●		25	25	15	25.55	40	150	-			
2525-6-T20	●	●	25	25	20	25.55	41	150	-			
2525-6-T32	●	●	25	25	32	25.55	53	150	7			
3232-6-T15	●		32	32	15	32.55	40	170	-			
3232-6-T20	●		32	32	20	32.55	41	170	-			
2525-8-T16	●	●	25	25	16	26.05	46	150	-	KGMN800-□-□ KGGN800-□-□ KRMN800-C KRGN800-□	BHA0616	HW50L
2525-8-T25	●	●	25	25	25	26.05	46	150	-			
3232-8-T16	●		32	32	16	33.05	40	170	-			
2525-8-T36	●		25	25	36	33.05	58	170	7			
3232-8-T25	●		32	32	25	33.05	46	170	-			
3232-8-T36	●	●	32	32	36	33.05	58	170	-			

●: A Stock

KGEHR/L-D00A (Auto Tool)



KG MN KGGN
KR MN KRGN KGMR/L



• Tipo Destro R

Codice	Stock		H=HF	B	CUTDIA	WF	LH	LF	HBH	Inserto	Vite	Chiave
	R	L										
KGEHR/L	1010-2-D20A	● ●	10	10	20	10.2	19	125	2	KG MN200-□-□ KGGN200-□-□ KR MN200-C KR GN200-□ KG MR/L200-□-□	ETNA0412	TW15L
	1212-2-D25A	● ●	12	12	25	12.2	19	125	2			
	1414-2-D25A	● ●	14	14	25	14.2	19	125	-			
	1616-2-D32A	● ●	16	16	32	16.2	25	125	-			
	1212-3-D25A	● ●	12	12	25	12.4	19	125	2			
	1616-3-D32A	● ●	16	16	32	16.4	25	125	-			

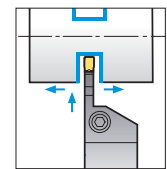
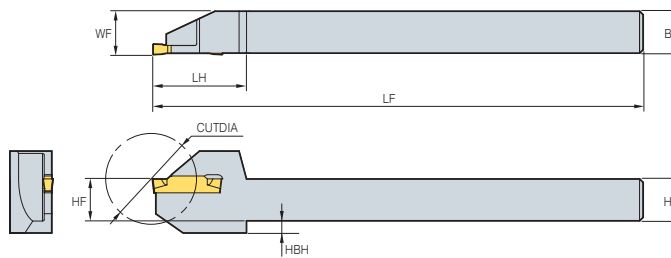
(mm)

●: A Stock

KGEHR/L-D00B (Auto Tool)



KG MN KGGN
KR MN KRGN KGMR/L



• Tipo Destro R

Codice	Stock		H=HF	B	CUTDIA	WF	LH	LF	HBH	Inserto	Vite	Chiave
	R	L										
KGEHR/L	1010-2-D30B	● ●	10	10	30	10.2	29.6	140	6.6	KG MN200-□-□ KGGN200-□-□ KR MN200-C KR GN200-□ KG MR/L200-□-□	MHA0512	HW40L
	1212-2-D25B	● ●	12	12	25	12.2	27.1	140	3.5			
	1212-2-D30B	● ●	12	12	30	12.2	29.6	140	3.5			
	1616-2-D25B		16	16	25	16.2	27.1	140	-			
	1616-2-D32B	●	16	16	32	16.2	30.6	140	-			
	1212-3-D25B	● ●	12	12	25	12.4	27.1	140	3.5			
	1212-3-D32B	● ●	12	12	32	12.4	30.6	140	3.5			
	1616-3-D25B		16	16	25	16.4	26.96	140	-			
1616-3-D32B	● ●	16	16	32	16.4	27.1	140	-				

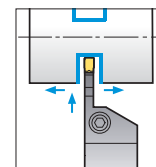
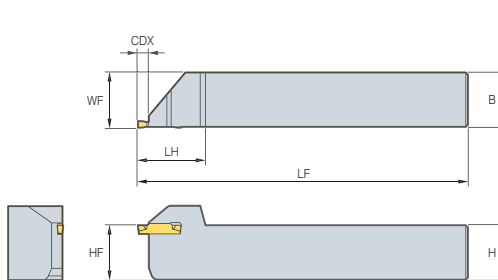
(mm)

●: A Stock

KGEHR/L-T00



KGMN KGGN
KRMN KRGN



• Tipo Destro R

(mm)

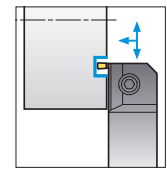
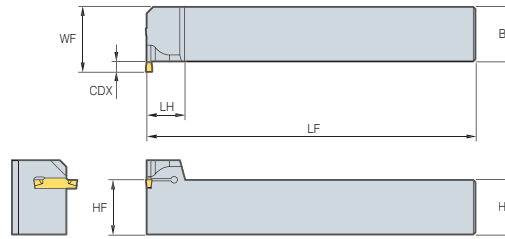
Codice	Stock		H=HF	B	CDX	WF	LH	LF	Inserto	Vite	Chiave	
	R	L										
KGEHR/L	1616-3-T00		16	16	4.8	16.4	31	100	KGMN300-□-□ KGGN300-□-□ KRMN300-C KRGN300-□	MHA0512	HW40L	
	2020-3-T00		20	20	4.8	20.4	31	125				
	2525-3-T00	● ●	25	25	4.8	25.4	31	150				
	1616-4-T00	●		16	16	4.8	16.4	31	100	KGMN400-□-□ KGGN400-□-□ KRMN400-C KRGN400-□	BHA0616	HW50L
	2020-4-T00	●		20	20	4.8	20.4	31	125			
	2525-4-T00	● ●		25	25	4.8	25.4	31	150			
	2020-6-T00	●		20	20	6	20.55	36	125	KGMN600-□-□ KGGN600-□-□ KRMN600-C KRGN600-□	BHA0616	HW50L
	2525-6-T00			25	25	6	25.55	36.5	150			

●: A Stock

KGEVR/L-T00



KG MN KGGN
KR MN KRGN




• Tipo Destro R

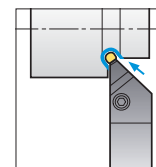
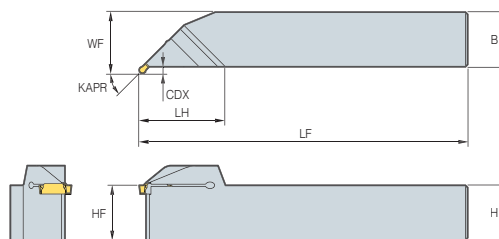
(mm)

Codice	Stock		H=HF	B	CDX	WF	LH	LF	Inserto	Vite	Chiave
	R	L									
KGEVR/L 2020-1.5 -T00	●		20	20	3	24	18	125	KG MN150-□-□	MHA0512	HW40L
2525-1.5 -T00	●		25	25	3	29	18	150			
3232-1.5 -T00	●		32	32	3	36	22	170			
2020-2 -T00	●		20	20	3	24	17.75	125	KG MN200-□-□ KGGN200-□-□ KR MN200-C	MHA0512	HW40L
2525-2 -T00	●		25	25	3	29	17.75	150			
3232-2 -T00			32	32	3	36	21.75	170			
2020-2.5 -T00	●		20	20	4	25	18	125	KG MN250-□-□	MHA0512	HW40L
2525-2.5 -T00	●		25	25	4	30	18	150			
3232-2.5 -T00	●		32	32	4	37	21.75	170			
2020-3-T00	●		20	20	4.8	25	18	125	KG MN300-□-□ KGGN300-□-□ KR MN300-C KR GN300-□	MHA0512	HW40L
2525-3-T00	●		25	25	4.8	30	18	150			
3232-3 -T00	●		32	32	4.8	37	22	170			
2020-4-T00	●		20	20	4.8	25	19.6	125	KG MN400-□-□ KGGN400-□-□ KR MN400-C KR GN400-□	BHA0616	HW50L
2525-4-T00	●		25	25	4.8	30	19.6	150			
3232-4 -T00	●		32	32	4.8	37	22	170			
2020-5 -T00			20	20	6	29.5	20	125	KG MN500-□-□ KGGN500-□-□ KR MN500-C KR GN500-□	BHA0616	HW50L
2525-5 -T00	●		25	25	6	31.5	20	150			
3232-5 -T00	●		32	32	6	38.5	24	170			
2020-6 -T00			20	20	6	26.5	22	125	KG MN600-□-□ KGGN600-□-□ KR MN600-C KR GN600-□	BHA0616	HW50L
2525-6-T00	●		25	25	6	31.5	22	150			
3232-6 -T00	●		32	32	6	38.5	22	170			
2525-8 -T00	●		25	25	8	33.5	24	150	KG MN800-□-□ KGGN800-□-□ KR MN800-C KR GN800-□	BHA0616	HW50L
3232-8 -T00	●		32	32	8	40.5	24	170			

●: A Stock

KGEUR/L

KRMN KRGN



• Tipo Destro R

(mm)

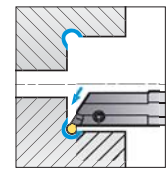
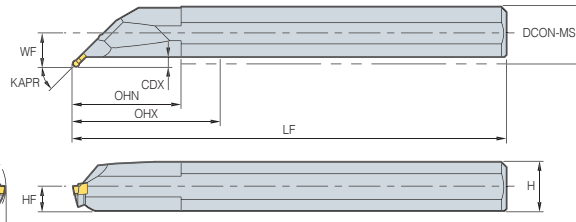
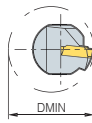
Codice	Stock		H=HF	B	CDX	WF	LH	LF	Inserto	Vite	Chiave
	R	L									
KGEUR/L 1616-3			16	16	2.8	19	39.43	100	KRMN300-C KRGN300-□	MHA0512	HW40L
2020-3	●		20	20	2.8	23	39.43	125			
2525-3	●		25	25	2.8	28	39.43	150			
3232-3	●		32	32	2.8	35	46.5	170			
1616-4			16	16	2.8	19	42.25	100	KRMN400-C KRGN400-□	BHA0616	HW50L
2020-4			20	20	2.8	23	42.25	125			
2525-4	●		25	25	2.8	28	42.25	150			
3232-4	●		32	32	2.8	35	46.5	170			
2020-5			20	20	3.3	23.5	47.41	125	KRMN500-C KRGN500-□	BHA0616	HW50L
2525-5	●		25	25	3.3	28.5	48.83	150			
3232-5			32	32	3.3	35.5	53.07	170			
2020-6	●		20	20	3.3	23.5	47.41	125	KRMN600-C KRGN600-□	BHA0616	HW50L
2525-6	●		25	25	3.3	28.5	47.41	150			
3232-6	●		32	32	3.3	35.5	53.07	170			
2525-8	●		25	25	3.3	30	51.57	150	KRMN800-C KRGN800-□	BHA0616	HW50L
3232-8	●		32	32	3.3	37	51.57	170			

●: A Stock

KGIUR/L



KRMN KRGN



• Tipo Destro R

(mm)

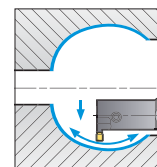
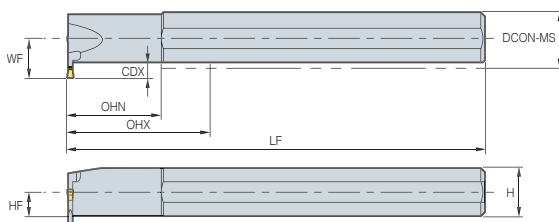
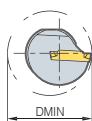
Codice	Stock		DMIN	DCON-MS	HF	H	CDX	WF	OHN	LF	Inserto	Vite	Chiave
	R	L											
KGIUR/L 3520-3			35	20	9	18	3.5	13	45	150	KRMN300-C KRGN300-□	MHA0512	HW40L
4025-3	●		40	25	11.5	23	3.5	15.5	50	200			
5032-3	●		50	32	15	30	3.5	19	65	250			
3520-4			35	20	9	18	3.5	13	45	150	KRMN400-C KRGN400-□	MHA0512	HW40L
4025-4			40	25	11.5	23	3.5	15.5	50	200			
5032-4	●		50	32	15	30	3.5	19	65	250			
4025-5	●		40	25	11.5	23	3.5	15.5	50	200	KRMN500-C KRGN500-□	MHA0512	HW40L
5032-5	●		50	32	15	30	3.5	19	65	250			
4025-6	●		40	25	11.5	23	3.5	15.5	50	200	KRMN600-C KRGN600-□	MHA0512	HW40L
5032-6			50	32	15	30	3.5	19	65	250			
4025-8			40	25	11.5	23	6.5	18.5	50	200	KRMN800-C KRGN800-□	MHA0512	HW40L
5032-8	●		50	32	15	30	6.5	22	65	250			

●: A Stock

KGIVR/L



KGMN KGGN KRMN
KRGV KGMI KRMI



• Tipo Destro R

(mm)

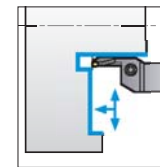
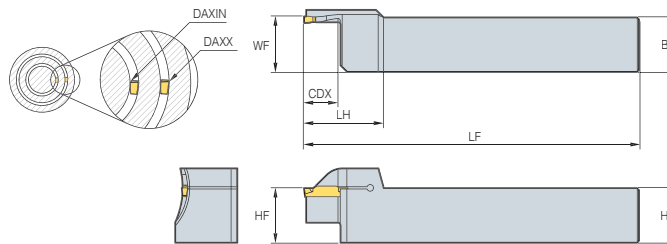
Codice	Stock		DMIN	DCON-MS	HF	H	CDX	WF	OHN	LF	Inserto	Vite	Chiave
	R	L											
KGIVR/L 2016-1.5	●		20	16	7.5	15	4	12	35	125	KGMN150-□-□	MHB0410	HW30L
												MHA0512	HW40L
2520-1.5	●		25	20	9.0	18	6	15.5	45	150	KGMN150-□-□	MHB0410	HW30L
3225-1.5	●		32	25	11.5	23	7	19	45	200		MHA0512	HW40L
2516-2	●		25	16	7.5	15	6.5	14	35	125	KGMI200-□- KRMI200-C	MHB0410	HW30L
2520-2	●		25	20	9.0	18	6.5	15	45	150		MHA0512	HW40L
3225-2	●		32	25	11.5	23	7	19	45	200	KGMN250-□-□	MHB0410	HW30L
2516-2.5	●		25	16	11.25	15	6.5	14	35	125		MHA0512	HW40L
2520-2.5	●		25	20	9.0	18	6.5	15.5	45	150	KGMN250-□-□	MHB0410	HW30L
3225-2.5	●		32	25	11.5	23	7	19	45	200		MHA0512	HW40L
2520-3	●		25	20	9.0	18	6.5	15.5	45	150	KGMI300-□- KRMI300-C	MHB0410	HW30L
3225-3	●		32	25	11.5	23	6.5	19	45	200		MHA0512	HW40L
4032-3	●		40	32	15.0	30	7	22.5	55	250	KGMN250-□-□	BHA0616	HW50L
2520-4	●		25	20	9.0	18	6.5	15.5	45	150		MHB0410	HW30L
3225-4	●		32	25	11.5	23	7	19	45	200	KGMI400-□- KRMI400-C	MHA0512	HW40L
4032-4	●		40	32	15.0	30	7.5	22.5	55	250		BHA0616	HW50L
3225-5	●		32	25	11.5	23	7.5	19.5	45	200	KGMN500-□-□ KGGN500-□-□ KRMN500-C KRGV500-□	MHA0512	HW40L
4032-5	●		40	32	15.0	30	8.5	23.5	55	250		BHA0616	HW50L
3225-6	●		32	25	11.5	23	19.5	19.5	45	200	KGMN600-□-□ KGGN600-□-□ KRMN600-C KRGV600-□	MHA0512	HW40L
4032-6	●		40	32	15.0	30	23.5	23.5	55	250		BHA0616	HW50L
4032-8	●		40	32	15.0	30	23.5	23.5	55	250	KGMN800-□-□ KGGN800-□-□ KRMN800-C KRGV800-□-R	BHA0616	HW50L
4540-8	●		45	40	18.5	37	26.5	26.5	70	300		BHA0820	HW50L

●: A Stock

KGFR/L



KGMN KGGN
KRMN KRGN



• Tipo Destro R

(mm)

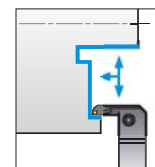
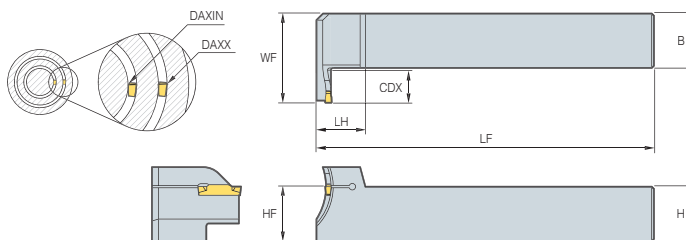
Codice	Stock		H=HF	B	CDX	WF	LH	LF	DAXIN	DAXX	Inserto	Vite	Chiave
	R	L											
KGFR/L 320-34/50-T10	●		20	20	10	20.5	33	150	34	50	KGMN300-□-□ KGGN300-□-□ KRMN300-C KRGN300-□	MHA0512	HW40L
320-44/70-T15	●		20	20	15	20.5	36	150	44	70			
320-64/100-T15	●		20	20	15	20.5	36	150	64	100			
325-34/50-T10	●		25	25	10	25.6	33	150	34	50			
325-44/70-T15	●		25	25	15	25.6	36	150	44	70			
325-64/100-T15	●		25	25	15	25.6	36	150	64	100			
420-34/50-T16	●		20	20	16	20.5	40	150	34	50	KGMN400-□-□ KGGN400-□-□ KRMN400-C KRGN400-□	BHA0616	HW50L
420-42/70-T16	●		20	20	16	20.5	40	150	42	70			
420-62/120-T16	●		20	20	16	20.5	40	150	62	120			
420-112/200-T16	●		20	20	16	20.5	40	150	112	200			
425-34/50-T20	●		25	25	20	25.6	41	150	34	50			
425-40/60-T10	●		25	25	10	25.6	33	150	40	60			
425-44/70-T20	●		25	25	20	25.6	39	150	44	70			
425-60/120-T20	●	●	25	25	15	25.6	39	150	60	120			
425-84/92-T20	●		25	25	20	25.6	39	150	84	92			
425-112/200-T20	●	●	25	25	20	25.6	39	150	112	200			
425-200-T20	●		25	25	20	25.6	41	150	200	-			
525-50/80-T15	●		25	25	15	25.6	38	150	50	80	KGMN500-□-□ KGGN500-□-□ KRMN500-C KRGN500-□	BHA0616	HW50L
525-50/80-T25	●		25	25	25	25.6	44	150	50	80			
525-70/110-T15	●		25	25	15	25.6	38	150	70	110			
525-70/110-T25	●		25	25	25	25.6	44	150	70	110			
525-100/150-T25	●		25	25	25	25.6	44	150	100	150			
525-140/200-T25	●		25	25	25	25.6	44	150	140	200			
525-190/220-T10	●		25	25	10	25.6	37	150	190	220			
525-200-T25	●		25	25	25	25.6	44	150	200	-			
625-170/190-T10	●		25	25	10	25.6	37	150	170	190	KGMN600-□-□ KGGN600-□-□ KRMN600-C KRGN600-□	BHA0616	HW50L
625-190/220-T10	●		25	25	10	25.6	37	150	190	220			

●: A Stock

KGFR/L



KGMM KGGN
KRMN KRGN



• Tipo Destro R

(mm)

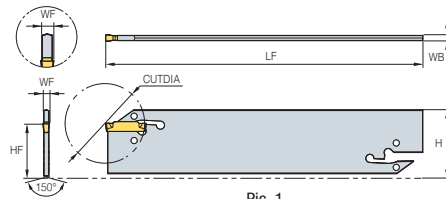
Codice	Stock		H=HF	B	CDX	WF	LH	LF	DAXIN	DAXX	Inserto	Vite	Chiave
	R	L											
KGFR/L 325-34/50-T10	●		25	25	10	36	18.5	150	34	50	KGMM300-□-□ KGGN300-□-□ KRMN300-C KRGN300-□	MHA0512	HW40L
325-44/60-T15	●		25	25	15	41	18.5	150	44	60			
325-54/85-T15	●		25	25	15	41	18.5	150	54	85			
425-32/50-T15	●		25	25	15	41	18.5	150	32	50			
425-42/60-T15	●		25	25	15	41	18.5	150	42	60			
425-44/70-T20	●		25	25	20	46	18.5	150	44	70	KGMM400-□-□ KGGN400-□-□ KRMN400-C KRGN400-□	BHA0616	HW50L
425-52/85-T15	●		25	25	10	35.5	18.5	150	52	85			
425-60/120-T20	●		25	25	20	46	18.5	150	60	120			
425-112/200-T20	●		25	25	20	46	18.5	150	112	200			
525-50/80-T20	●		25	25	20	46	22	150	50	80			
525-70/110-T20	●		25	25	20	46	22	150	70	110	KGMM500-□-□ KGGN500-□-□ KRMN500-C KRGN500-□	BHA0616	HW50L
525-100/150-T20	●		25	25	20	46	22	150	100	150			
525-140/200-T20	●		25	25	20	46	22	150	140	200			
525-200-T20	●		25	25	20	46	22	150	200	-			
625-48/85-T20			25	25	20	46	22	150	48	85			
625-73/150-T20	●		25	25	20	46	22	150	73	150	KGMM600-□-□ KGGN600-□-□ KRMN600-C KRGN600-□	BHA0616	HW50L
625-138/250-T20	●		25	25	20	46	22	150	138	250			
625-250-T20	●		25	25	20	46	22	150	250	-			

●: A Stock

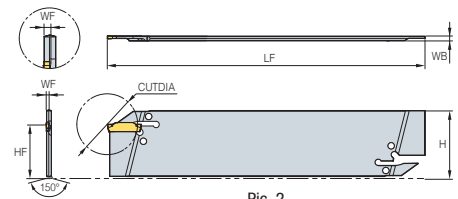
KGTB (Lama)



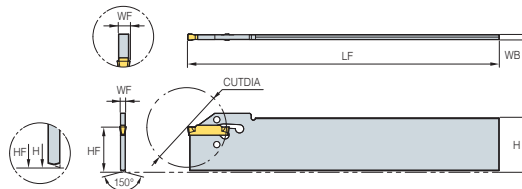
KG MN KG GN



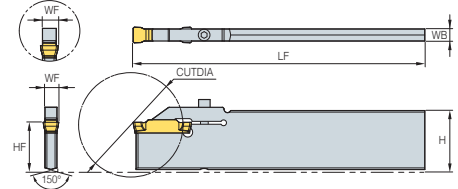
Pic. 1



Pic. 2



Pic. 3



Pic. 4

(mm)

	Codice	Stock	HF	H	WB	CUT DIA ⁽²⁾	CUT DIA ⁽³⁾	WF	LF	Inserto	Chiave	Pic.
KGTB	1526S		21	26	2.4	-	26	1.3	151	KG□□150-□-□	EW1203 (Da ordinare separatamente)	4
	1532	●	25	32	2.4	-	26	1.3	151			1
	2026S		21	26	2.4	50	39	1.9	151	KG□□200-□-□		4
	2032	●	25	32	2.4	50	39	1.9	151	KG□□200S-□-R ⁽⁴⁾		1
	3026S	●	21	26	2.4	100	39	2.7	151	KG□□300-□-□		4
	3032	●	25	32	2.4	100	39	2.7	151	KG□□300S-□-R ⁽⁴⁾		2
	4026S		21	26	3.2	100	39	3.6	151	KG□□400-□-□		4
	4032	●	25	32	3.2	100	39	3.6	151	KG□□400S-□-R ⁽⁴⁾		2
	5032	●	25	32	4	120	49	4.5	151	KG□□500-□-□ KG□□500S-□-R ⁽⁴⁾		2
	6032	●	25	32	5.2	120	49	5.6	151	KG□□600-□-□ KG□□600S-□-R ⁽⁴⁾		2
	8032S ⁽¹⁾	●	25	32	6.5	80	59	7.1	151.5	KG□□800-□-□ KG□□800S-□-R ⁽⁴⁾	HW30L	3

(1) Vite di serraggio (2) 1 tagliente (3) 2 taglienti (4) 1 tagliente

●: A Stock

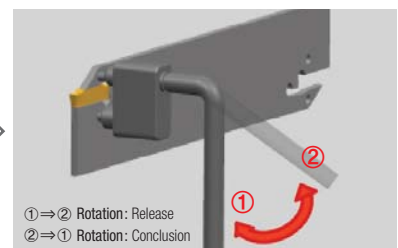
Serraggio Inserto



① Inserire il pin della chiave nel foro della lama



② Fissare l'inserto nella sede dopo aver girato la chiave di 45°~160° per allentare la sede



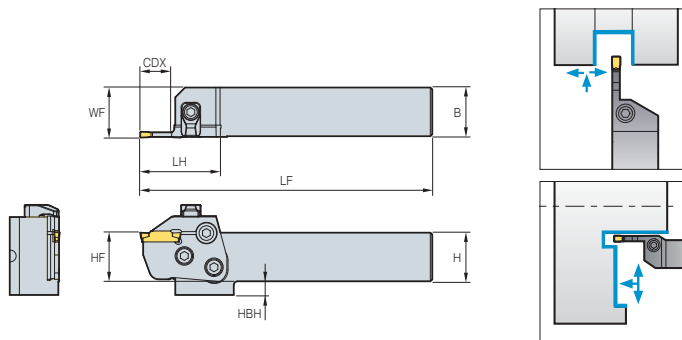
① ⇒ ② Rotation: Release
② ⇒ ① Rotation: Conclusion

③ Estrarre la chiave dopo averla mossa nella posizione originale e terminare il serraggio

MCHR/L (Cartuccia)



KCER/L KCFR/L



• Tipo Destro R
(mm)

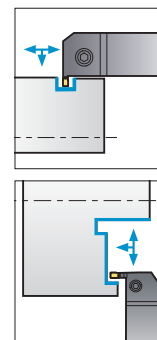
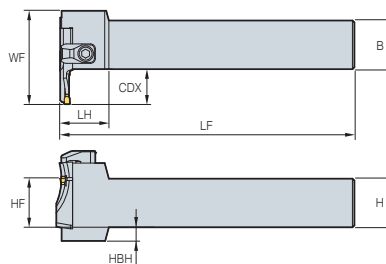
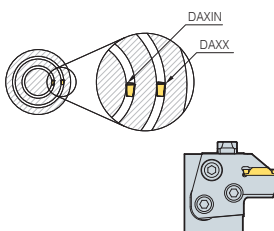
Codice	Stock		H = HF	B	WF	LH	LF	HBH	Cartuccia	Staffa	Vite	Vite	Vite	Chiave
	R	L												
MCHR/L	2020	● ●	20	20	20.7	30	133	12	KCER/L KCFR/L	CXH8N	DHA0818F	RHA0613	FHGA0618	HW40L
	2525	● ●	25	25	25.7	30	133	7						
	3232	● ●	32	32	32.7	-	153	-						

●: Stock item

MCVR/L (Cartuccia)



KCER/L KCFR/L




• Tipo Destro R
(mm)

Codice	Stock		H = HF	B	WF	LH	LF	HBH	Cartuccia	Staffa	Vite	Vite	Vite	Chiave
	R	L												
MCVR/L	2020	● ●	20	20	38	30	150	12	KCER/L KCFR/L	CXH8N	DHA0818F	RHA0613	FHGA0618	HW40L
	2525	● ●	25	25	43	30	150	7						
	3232	● ●	32	32	50	-	170	-						

●: Stock item

Scelta della cartuccia

Tipo Orizzontale




MCHR

- Esterna: KCER
- Frontale: KCFL

MCHL

- Esterna: KCEL
- Frontale: KCFR

Tipo Verticale



MCVR

- Esterna: KCER
- Frontale: KCFR

MCVL

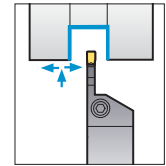
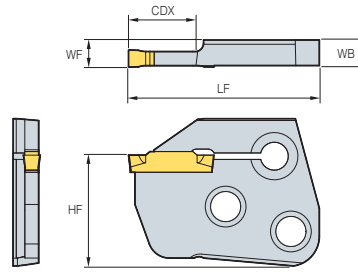
- Esterna: KCER
- Frontale: KCFL

Cartuccia

KCER/L (Cartuccia)



KG MN KG GN
KR MN KR GN KG MR/L



• Tipo Destro R

(mm)

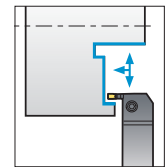
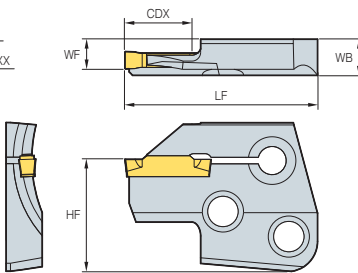
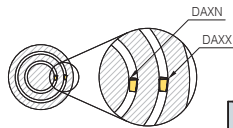
Codice	Stock		HF	CDX	WF	WB	LF	CW	Inserto	Utensile
	R	L								
KCER/L	3-T16	● ●	25.83	16	6.35	5.97	44.5	3	KG MN KG GN KR MN KR GN KG MR/L	MCHR/L MCVR/L
	4-T16	●	25.83	16	6.35	5.97	44.5	4		
	5-T20	● ●	25.83	20	6.35	5.87	48.5	5		
	6-T20	● ●	25.83	20	6.35	5.82	48.5	6		

●: A Stock

KCFR/L (Cartuccia)



KG MN KG GN
KR MN KR GN



• Tipo Destro R

(mm)

Codice	Stock		HF	CDX	WF	WB	LF	DAXN	DAXX	Inserto	Utensile
	R	L									
KCFR/L	3-34/50-T16	● ●	25.83	16	6.35	8.35	44.5	34	50	KG MN300-□-□ KG GN300-□-□ KR MN300-C KR GN300-CM	MCHR/L MCVR/L
	3-44/70-T16	● ●	25.83	16	6.35	8.35	44.5	44	70		
	3-64/99-T16	● ●	25.83	16	6.35	8.35	44.5	64	99		
	4-44/60-T16	● ●	25.83	16	6.35	8.35	44.5	44	60	KG MN400-□-□ KG GN400-□-□ KR MN400-C KR GN400-□	
	4-60/120-T16	● ●	25.83	16	6.35	8.35	44.5	60	120		
	4-112/200-T16	● ●	25.83	16	6.35	8.35	44.5	112	200		


●: A Stock

⚠ For the safe metalcutting

- Use safety supplies such as protective gloves to prevent possible injury while touching the edge of tools.
- Use safety glasses or safety cover to hedge possible dangers. Inappropriate usage or excessive cutting condition may lead tool's breakage or even the fragment's scattering.
- Clamp the workpiece tightly enough to prevent its movement while its machining.
- Properly manage the tool change phase because the inordinately used tool can be easily broken under the excessive cutting load or severe wear, and it may threat the operator's safety.
- Use safety cover because chips evacuated during cutting are hot and sharp and may cause burns and cuts. To remove chips safely, stop machining, put on protective gloves, and use a hook or other tools.
- Prepare for fire prevention measures as the use of the non-water soluble cutting oil may cause fire.
- Use safety cover and other safety supplies because the spare parts or the inserts can be pulled out due to centrifugal force while high speed machining.



Head Office: Holystar B/D, 326, Seocho-daero, Seocho-gu, Seoul, 06633, Republic of Korea
Tel: +82-2-522-3181 Fax: +82-2-522-3184, +82-2-3474-4744 Web: www.korloy.com E-mail: sales.khq@korloy.com



KORLOY AMERICA

620 Maple Avenue, Torrance, CA 90503, USA
Tel: +1-310-782-3800 Toll Free: +1-888-711-0001 Fax: +1-310-782-3885
E-mail: sales.kai@korloy.com

KORLOY INDIA

Plot No. 415, Sector 8, IMT Manesar, Gurgaon 122051, Haryana, India
Tel: +91-124-439-1790 Fax: +91-124-405-0032
E-mail: sales.kip@korloy.com

KORLOY TURKIYE

Serifali Mahallesi, Burhan Sokak NO: 34
Dudullu OSB/Umraniye/Istanbul, 34775, Turkiye
Tel: +90-216-415-8874 E-mail: sales.ktl@korloy.com

KORLOY RUSSIA

Premises 1/3, building 3, house 3, per Kapranova, vn.ter.g. municipal district Presnensky, 123242, Moscow, Russia
Tel: +7-495-280-1458 Fax: +7-495-280-1459 E-mail: sales.krc@korloy.com

KORLOY FACTORY INDIA

Plot No. 415, Sector 8, IMT Manesar, Gurgaon 122051, Haryana, India
Tel: +91-124-439-1818 Fax: +91-124-405-0032
E-mail: pro.kim@korloy.com

KORLOY EUROPE

Gablonzer Str. 25-27, 61440 Oberursel, Germany
Tel: +49-6171-27783-0 Fax: +49-6171-27783-59
E-mail: sales.keg@korloy.com

KORLOY BRASIL

Av. Aruana 280, conj.12, WLC, Alphaville, Barueri, CEP06460-010, SP, Brasil
Tel: +55-114-193-3810 Fax: +55-114-193-5837
E-mail: sales.kbl@korloy.com

KORLOY CHILE

Av. Providencia 1650, Office 910, 7500027
Providencia-Santiago, Chile
Tel: +56-229-295-490 E-mail: sales.kcs@korloy.com

KORLOY MEXICO

Avenida de las Ciencias, No. 3015, Interior 507, Juriquilla Santa Fe, C.P. 76230 Querétaro, Querétaro, Mexico
Tel: +52-442-193-3600 E-mail: sales.kml@korloy.com

